

KIWIFRUIT COMMUNITY BIOSECURITY BOOKLET

How everyone connected to the kiwifruit industry can help protect what we've got and keep unwanted pests and diseases away



Ko Tātou

THIS IS US BIOSECURITY 2025



Biosecurity is about protection from the threat posed by unwanted pests and diseases. As communities connected to the kiwifruit industry, biosecurity protects our orchards, businesses, and livelihoods now and for generations to come.

The first time the kiwifruit industry faced the far-reaching impacts of a big biosecurity incursion was after Psa was found in late 2010. Although there were some dark times when the outlook was bleak, we were fortunate that our research, resilience, and unity as an industry resulted in a strong recovery. This may not always be the case.

Some of the significant challenges we could face in another big incursion include:



Impacts on kiwifruit production and profitability across the industry. Psa is estimated to have cost \$1 billion.



Social impacts such as mental health, stress, and an increase in financial worries as growers and affected business owners try to adapt – much like people did during COVID-19.



Job losses in affected kiwifruit growing regions, like the Bay of Plenty. It is thought the Psa incursion resulted in over 2,000 full time jobs being lost.



Not as much need for people associated with the kiwifruit industry (e.g. transport operators, port workers, casual staff, contractors) as there is less fruit to be picked, packed, and shipped.



International markets may not accept kiwifruit from growing areas affected by an incursion and might restrict the movement of fruit. The potential market access impact of a fruit fly incursion in Te Puke is estimated to be \$430 million.

COVID-19 reminded us that biosecurity requires a team effort, where we all pitch in. We're kaitiaki, we're guardians, and we're all responsible for protecting what we've got from the impacts of pests and diseases.



This guide has been prepared by Kiwifruit Vine Health (KVH) – a leading biosecurity organisation, dedicated to supporting the New Zealand kiwifruit industry – to provide guidance about how everyone in or connected to the kiwifruit industry can help identify biosecurity risks and address them. We can all:



STEP 1
Keep watch

pg. 4



STEP 2
Check and clean

pg. 6



STEP 3
Report the unusual

pg. 8



STEP 4
Lead by example

pg. 10

Have you seen
something unusual?



CATCH IT



SNAP IT



REPORT IT


CALL MPI 0800 80 99 66



STEP 1


Keep watch

These are three big threats for the kiwifruit industry:

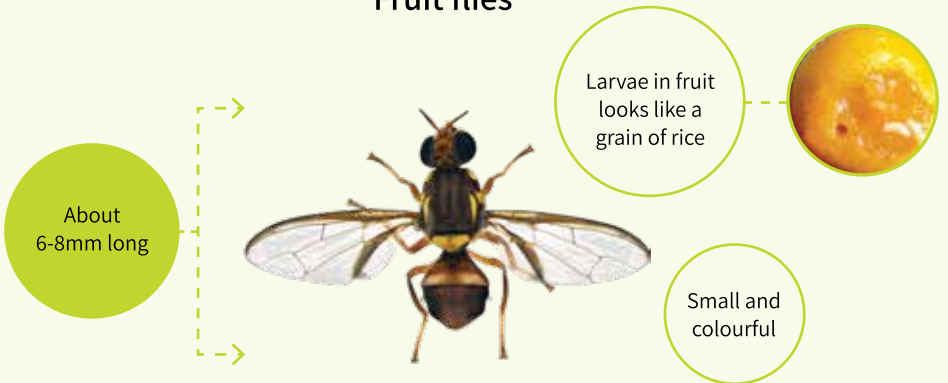


What to look for?
 Anything that you don't recognise and think looks unusual. If it's a pest or bug, catch it if you can, take a photo of it, and report it to the **MPI hotline on 0800 80 99 66**. If it's on plants or trees on your property (or when you're out-and-about) take a photo and ring the hotline.


Brown Marmorated Stink Bug



Fruit flies



Spotted Lanternfly



We are fortunate to have a world class biosecurity system, strengthened by kiwifruit growers and other primary producers, and assisted by central and local government. The system has three interlocking layers of protection:

Pre-border (setting import regulations, inspecting and treating approved cargo before it departs for New Zealand)

At the border (airports, seaports, and transitional facilities to check passengers, goods and cargo)

Post-border (always watching and preparing for new pests and diseases that manage to get here).

New Zealand has a national surveillance system that is led by the Ministry for Primary Industries (MPI) and brings together specialists in animal, marine, plant and environmental science, plus everyday New Zealanders. There are 13 targeted programmes in place, focusing on specific pests, diseases and biosecurity risks, including one for fruit fly in the Bay of Plenty (where most of our kiwifruit orchards are found).

The eyes and ears of every New Zealander are the cornerstone of biosecurity within New Zealand. You can make all the difference.



Early detection of harmful new threats is a vital part of our biosecurity system. Kiwifruit growers are very careful about looking out for pests and diseases on orchards. They always follow biosecurity best practice and have a list of Kiwifruit’s Most Unwanted pests and diseases that they use to check for threats considered the highest risk to the kiwifruit industry. However, our next incursion might not be something on this list, and it might be first detected elsewhere in the community (in a home garden or near a port for example). That’s why every New Zealander has a responsibility to be vigilant for and report suspected new pests or organisms.

What happens if we don’t keep watch?

6 MONTHS+


The time it could take between infection with a soil-borne disease like *Ceratocystis Fimbriata* to when symptoms appear.

\$1 BILLION

The estimated cost of Psa to the New Zealand kiwifruit industry.

\$430 MILLION

The potential market access impact of a fruit fly incursion in Te Puke.





STEP 2

Check and clean

How to look out for new pests coming into New Zealand:

Kiwifruit growers and people who attend events on kiwifruit orchards should follow strict hygiene procedures to keep people, vines and fruit safe from pests and diseases, make sure things that come on to the orchard are clean, be responsible hosts, and make sure guests know and follow requirements.

Here are some tips for how you can also keep New Zealand and your community safe from the risk of new pests and diseases getting here and spreading.



Be extra careful when coming home from overseas, unpacking luggage, opening international mail or packages because these are common pathways for unwanted pests to enter New Zealand. Don't order seeds or any plant material online from overseas as they can carry diseases.



Check things that are delivered to your home, like new kitchens, ovens, and outside materials like paving stones, because they could have pests or egg masses with them.



If you have imported machinery, vehicles, or tools, check them for hitchhiking pests and clean off any dirt or plant material onto a contained surface and put it into landfill. If large chunks of soil or plant material are found, make a report to MPI on 0800 80 99 66.



Make sure that any clothing, footwear, or equipment used when travelling in rural or wilderness areas overseas is cleaned before heading home and declared at the border.



Clean your shoes and gear when you travel around New Zealand and keep to tracks/ designated areas to help stop the spread of diseases or pests in new areas. Kauri Dieback is an example of a disease spread through soil - even a pinhead-sized amount is enough to cause serious damage.



STEP 3

Report the unusual

Pests and diseases can spread quickly between orchards and over large distances. It's essential that reports of new finds are made as soon as possible, so that we have the best chance of containing them before they spread.

Reporting the unusual is a good thing – it shows that as a kiwifruit industry and community we are all on the lookout and aware of the need to report potential biosecurity threats that could be significant risks to the industry, our businesses, environment and health.

Share what you see

You may also want to share what you see in nature and learn about New Zealand's natural world, all while getting advice from experts. Two neat apps for this are iNaturalist and Find-A-Pest, which are free from app stores and help you learn about the things that live in your neighbourhood. They are especially handy if you're thinking of organising a community event like a Bio Blitz, or even a Sentinel Garden for your school (read more page 11).

Seen something unusual? Report it, even if you're not sure

Kiwifruit growers, contractors, and other people regularly on kiwifruit orchards are well placed to spot anything unusual on-orchard early on and as a community we can all help with this by reporting anything unusual as soon as we find it. Even if we're unsure, it's always better to make a report so there's no risk of new pests or diseases slipping through and not being noticed until they start having serious impacts.

To make a report, call the MPI hotline 24 hours a day, 7 days a week on **0800 80 99 66**.



If it's a pest or bug you're reporting, catch it if you can and take a photo. If it's a disease symptom on a plant, tree, or vine, take some clear photos but try not to touch it. Remember, the sooner a report is made and looked into, the more we can do to slow the spread and limit impacts.



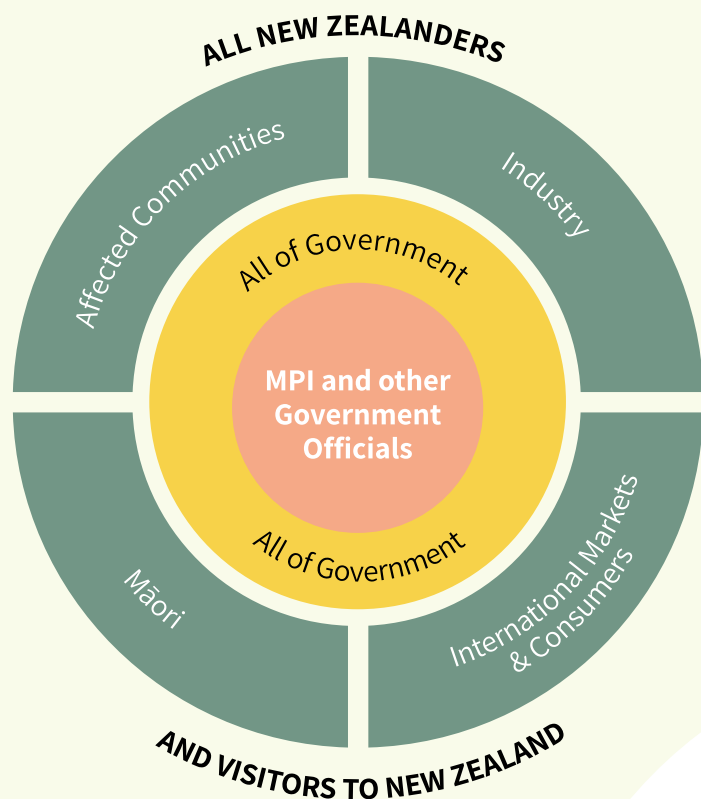
The potential benefit (to the kiwifruit industry and local community) of making a report cannot be overestimated, but what happens next and how will you be affected? Biosecurity champions that make reports are doing the right thing because the earlier something is reported the greater chance we have of eradicating it.

What happens next? Although this is generic and each response may differ slightly:

The suspicious find is identified. In most instances it is found to not be of concern and no further action is required.

If further action is required, the pest/bacteria causing disease is assessed to determine if a response is needed. MPI will usually visit and contain it to learn more about it and the impact it may have.

MPI, KVH and any other affected groups then work together (like in the model below) to decide whether to formally respond and if so, set goals such as eradication. Sometimes a response then moves into long-term management (as is the case with Psa currently).



New Zealanders report about 10,000 suspected pests and diseases to the MPI hotline every year.

What does the kiwifruit industry do with reports?

When information about unusual symptoms is reported to KVH (by growers, contractors, pack-house staff and others visiting orchards) it is then looked into to be sure that any biosecurity risk is identified, managed and the growers involved are well supported if any further action needs to be taken.

KVH prepares full reports on every investigation which you can read on online at www.kvh.org.nz. This information is provided to help growers, and others in the kiwifruit industry, identify similar symptoms they may be seeing on their own properties and to increase general awareness of how growers need to be reporting unusual symptoms that they may be seeing.

Have you seen something unusual?



CATCH IT



SNAP IT



REPORT IT

CALL MPI 0800 80 99 66



STEP 4

Lead by example

Join the biosecurity team and lead by example

EVERYONE CAN:



Take a photo of any unusual bug or disease symptom and report it to MPI on 0800 80 99 66.



Thoroughly check and clean any imported machinery, vehicles, equipment, or tools. Check them for hitchhiking pests and clean off any dirt or plant material.



Routinely unpack luggage and online purchases carefully in case any hitchhiker pests are inside. Don't buy seeds or plant material online from overseas.



Promote New Zealand's biosecurity rules to overseas visitors before they come to visit.

Contact KVH on 0800 665 825 or info@kvh.org.nz for guidance setting up any of these activities

AT YOUR PLACE OF WORK, YOU CAN:



Build biosecurity requirements into contracts.



Establish a pest of the month campaign to educate staff about potential risks and what to do if anything of concern is found.



Include biosecurity as a standard item on meeting and board agendas.



Get staff training to manage biosecurity risks encountered on the job.

AT YOUR SCHOOL, YOU CAN:



Organise a Bio Blitz, where groups survey and record all the living species within a designated area.



Establish a pest or disease of the month campaign across the syllabus to learn about risks and potential impacts of an incursion.



Invite speakers to attend an assembly and talk about biosecurity and how we can all protect what we've got by keeping unwanted threats at bay



Install a Sentinel Garden, which use plants to detect invaders whilst also building biosecurity awareness and surveillance skills.

Contact KVH on 0800 665 825 or info@kvh.org.nz for guidance setting up any of these activities



Kiwifruit Vine Health
25 Miro Street, Mount Maunganui
PO Box 4246, Mount Maunganui, 3149
New Zealand
Tel: 0800 665 825
Email: info@kvh.org.nz
www.kvh.org.nz

KO TĀTŌU

THIS IS US BIOSECURITY 2025