

Mandatory Monitoring Analysis for Spring Round 2015



Growers from the following regions were asked to submit the results from monitoring rounds completed on their orchards between mid-September and mid October 2015

- All orchards in Exclusion regions
- All orchards - both positive and Not Detected in Containment regions
- All Not Detected orchards in Recovery regions

All results were required to be submitted by 31st October, but as of that date only about half of the required monitoring data had been submitted to KVH

Growers were required to report on the percentage of vines showing symptoms for each variety on their orchards.

The results presented below are an analysis of the data submitted by growers, by variety , by growing region for Containment regions and Exclusion regions only (status as at 31 October 2015)

Contents

Proportion of monitoring results received	2
Monitoring Analysis.....	2
Gisborne.....	3
Hawkes Bay	4
Kerikeri	5
North-West Auckland	6
Wanganui/Horowhenua	7
Whangarei	8
South Island	8

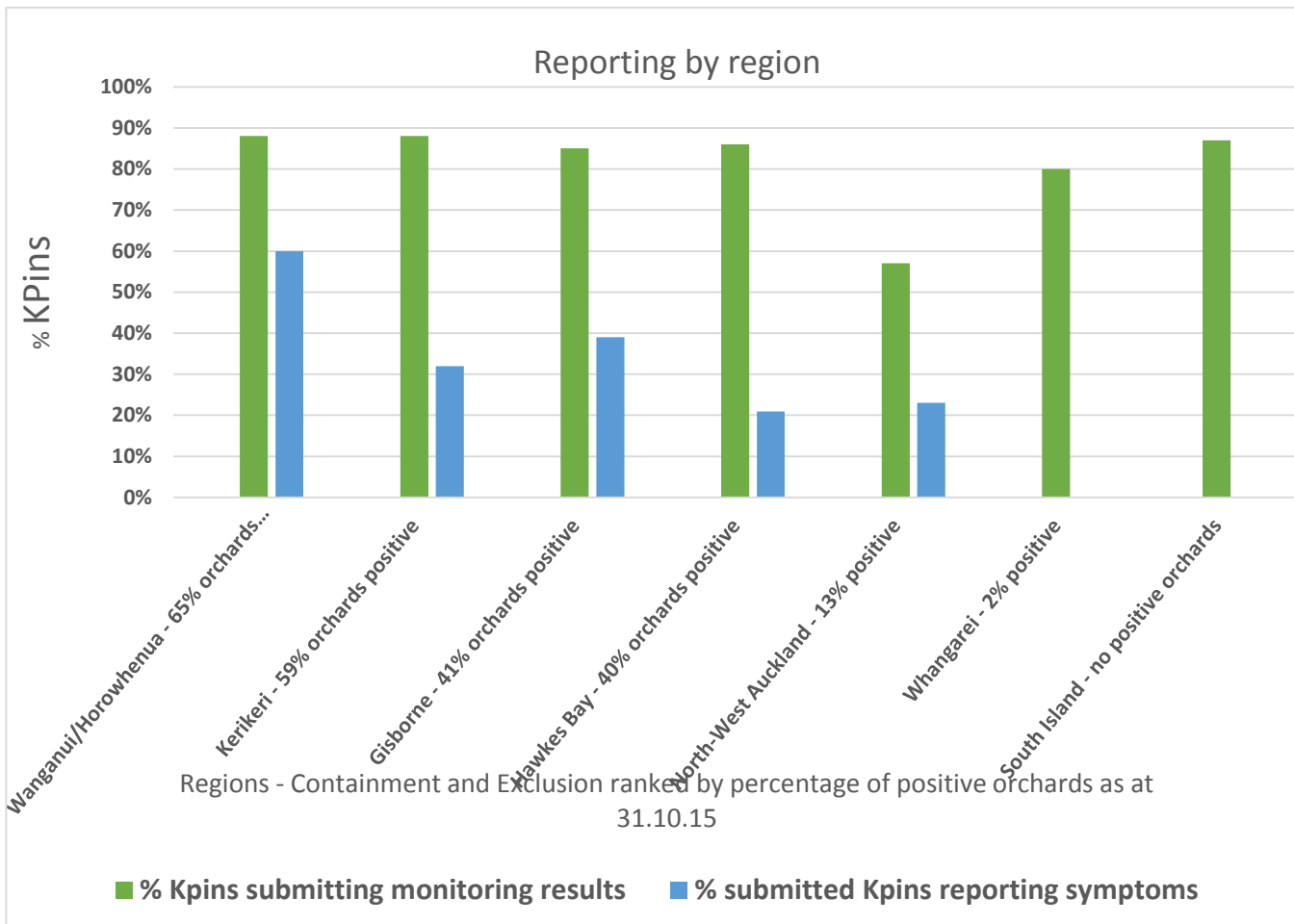
Monitoring results received.

Once again the overall level of reporting was lower than anticipated but higher than that received in November 2014.

In current Containment and Exclusion regions there are a total of 444 Kpins. As at 7th December monitoring results had been submitted from 375 of those - 84%.

A summary of the submissions is outlined in the table below.

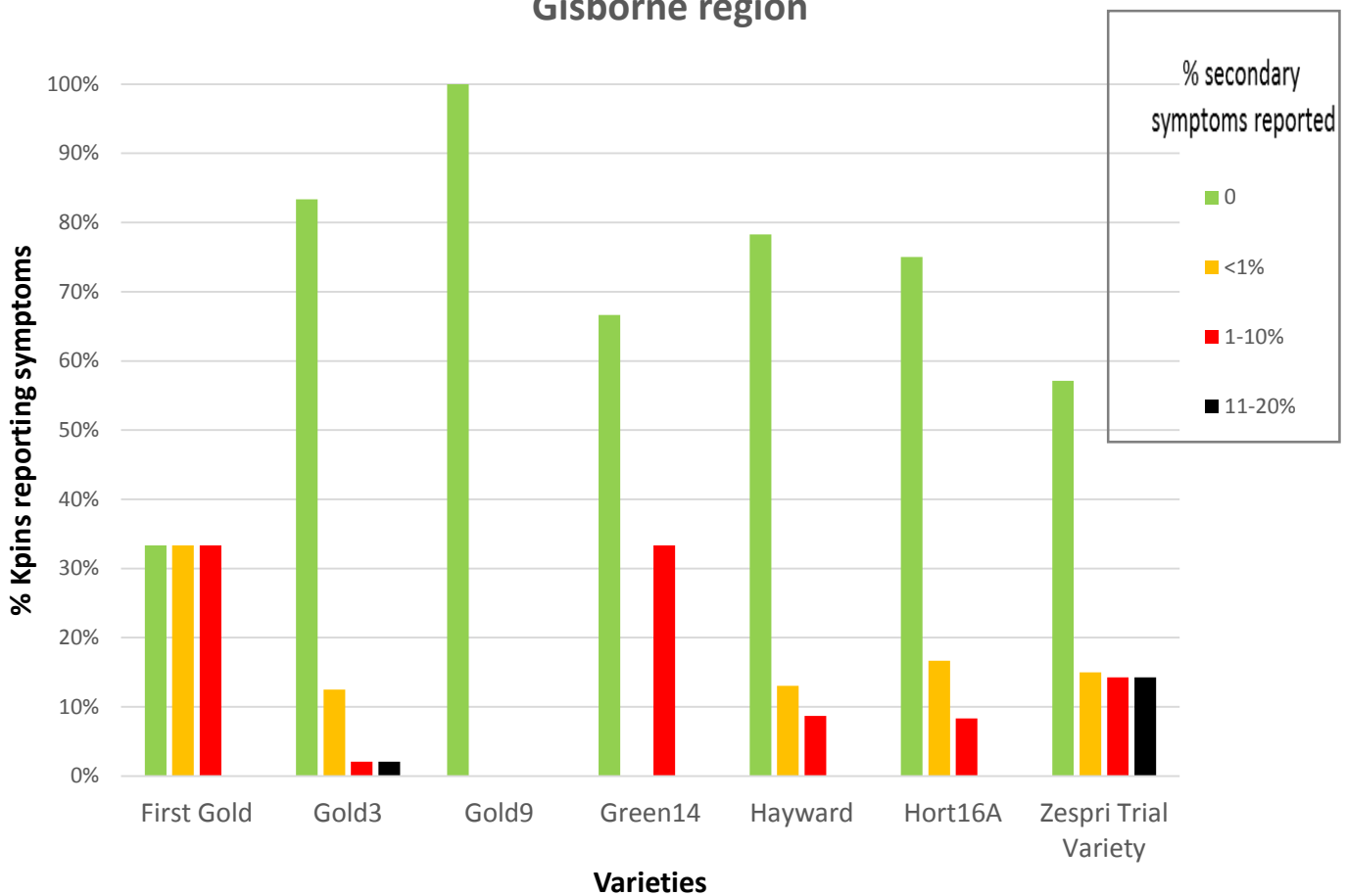
Region	Region Status	Total no. of KPINS in the region	No. of KPINS that submitted monitoring results.	% of KPINS that submitted monitoring	% of KPINS positive as at 31.10.15
Kerikeri	Containment	107	94	88%	59%
Whangarei	Exclusion	49	39	80%	2%
North-West Auckland	Exclusion	23	13	57%	13%
Gisborne	Containment	66	56	85%	41%
Hawkes Bay	Containment	50	43	86%	40%
Wanganui/Horowhenua	Containment	17	15	88%	65%
South Island	Exclusion	132	115	87%	0%



Individual region results follow – data includes symptoms on female vines only as there were very few symptoms on males reported except for Wanganui (a separate graph of level of male symptoms has been included for this region).

KVH independent monitoring in several regions over spring has shown that growers do not always pick up Psa symptoms in their orchards.

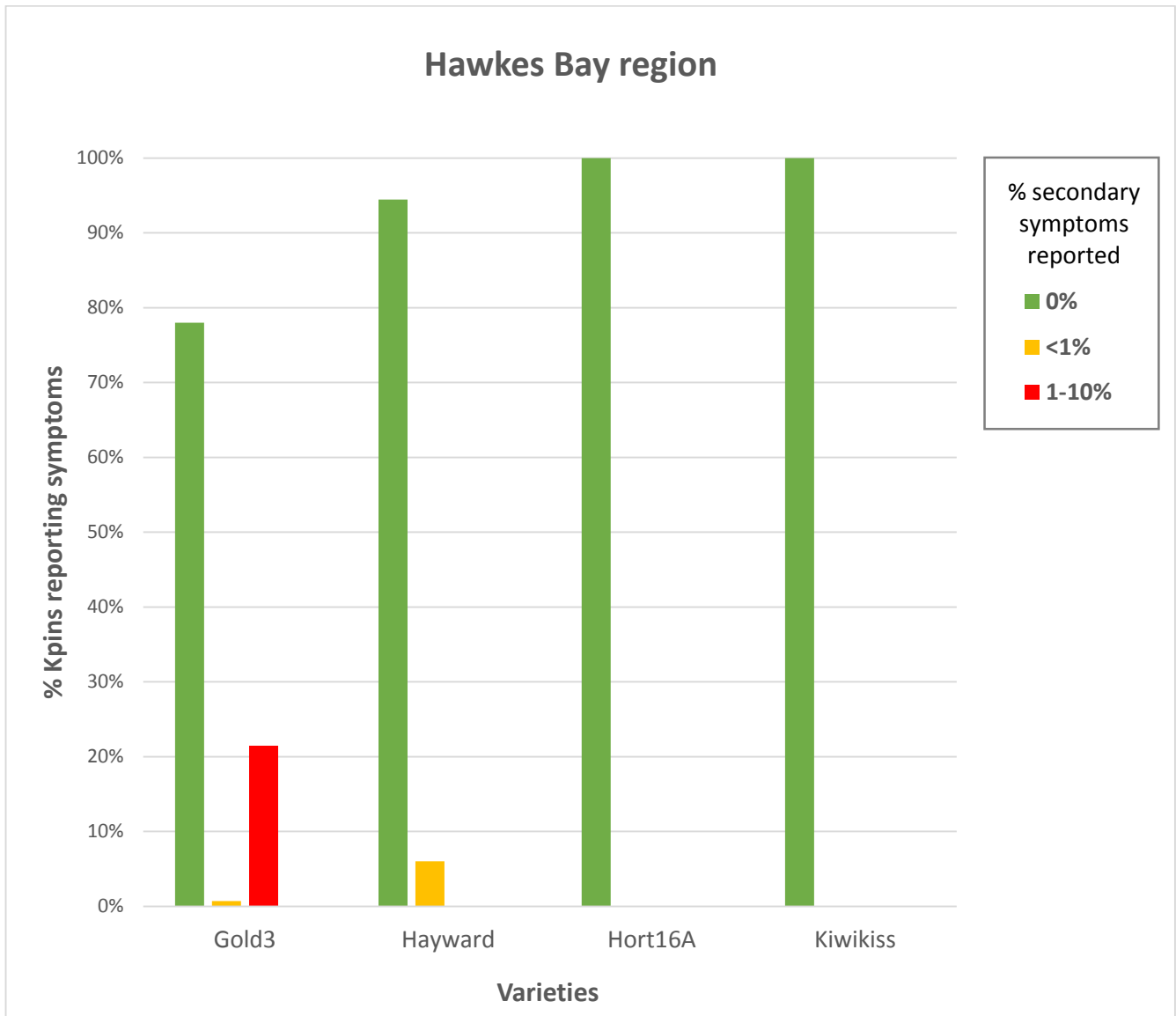
Gisborne region



As of 31.10 15 Gisborne had 27 positive orchards. By 10th December this number has increased to 39 positive orchards.

The graph shows symptoms on female vines only. Only seven orchards reported male symptoms and these were all at levels of less than 10.

Leaf spotting has not been recorded because of the monitoring timing with only four reports of leaf spot – one on female 16A vines and three reporting spotting on males – two on Gold 3 males and one on Hayward males. All reported levels of at less than 10% vines affected.

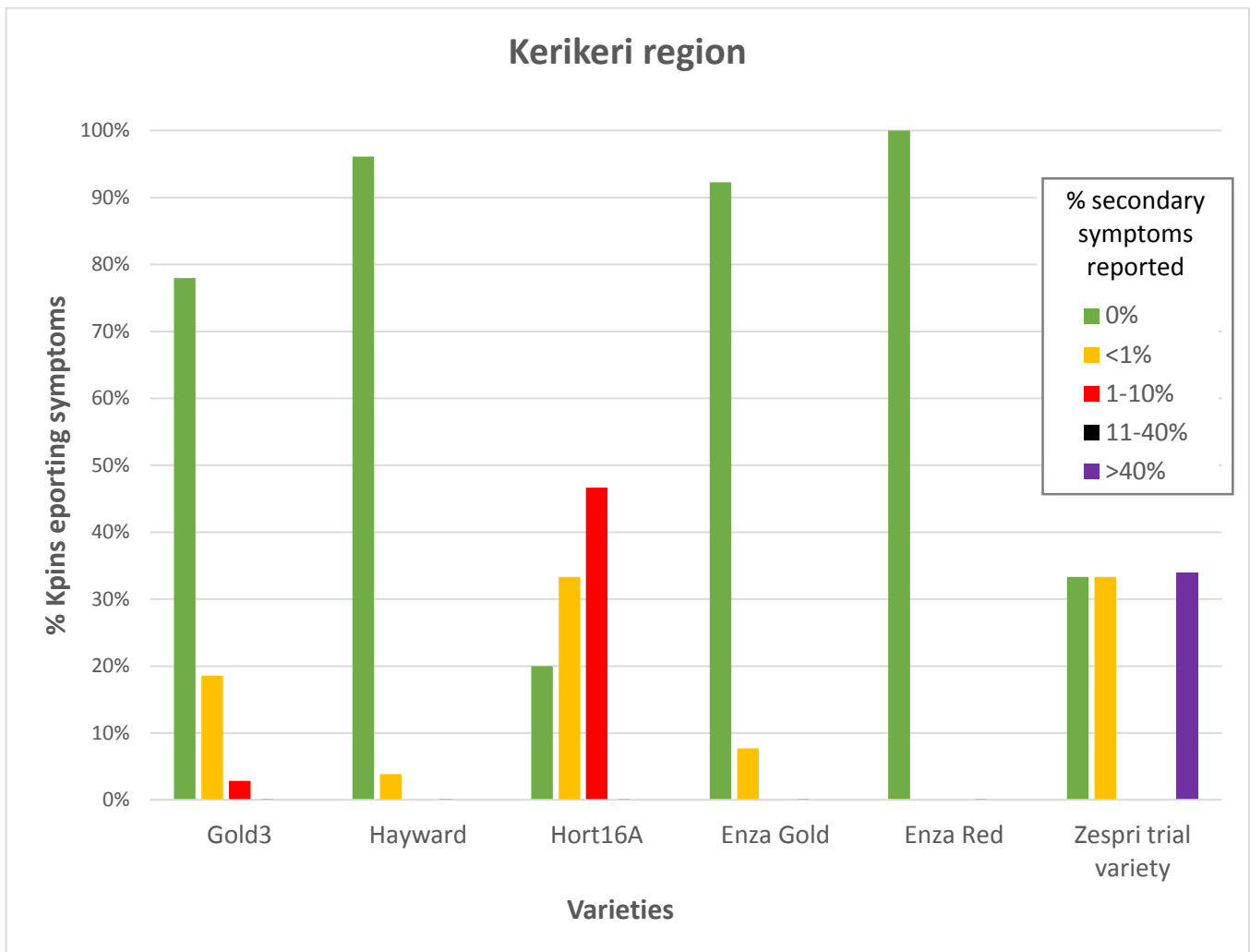


As of 31.10.15 Hawkes Bay had 20 positive orchards – this has increased to 23 by 7th December.

This graph shows secondary symptoms on female vines only –only three orchards reported symptoms on male vines – all at less than 1%.

Leaf spotting was not an issue in this region with only three reporting leaf spot on males or females - all at levels of less than 1%.

No monitoring results were received from nine positive Kpins (on the same property) in the Mohaka area of this region.



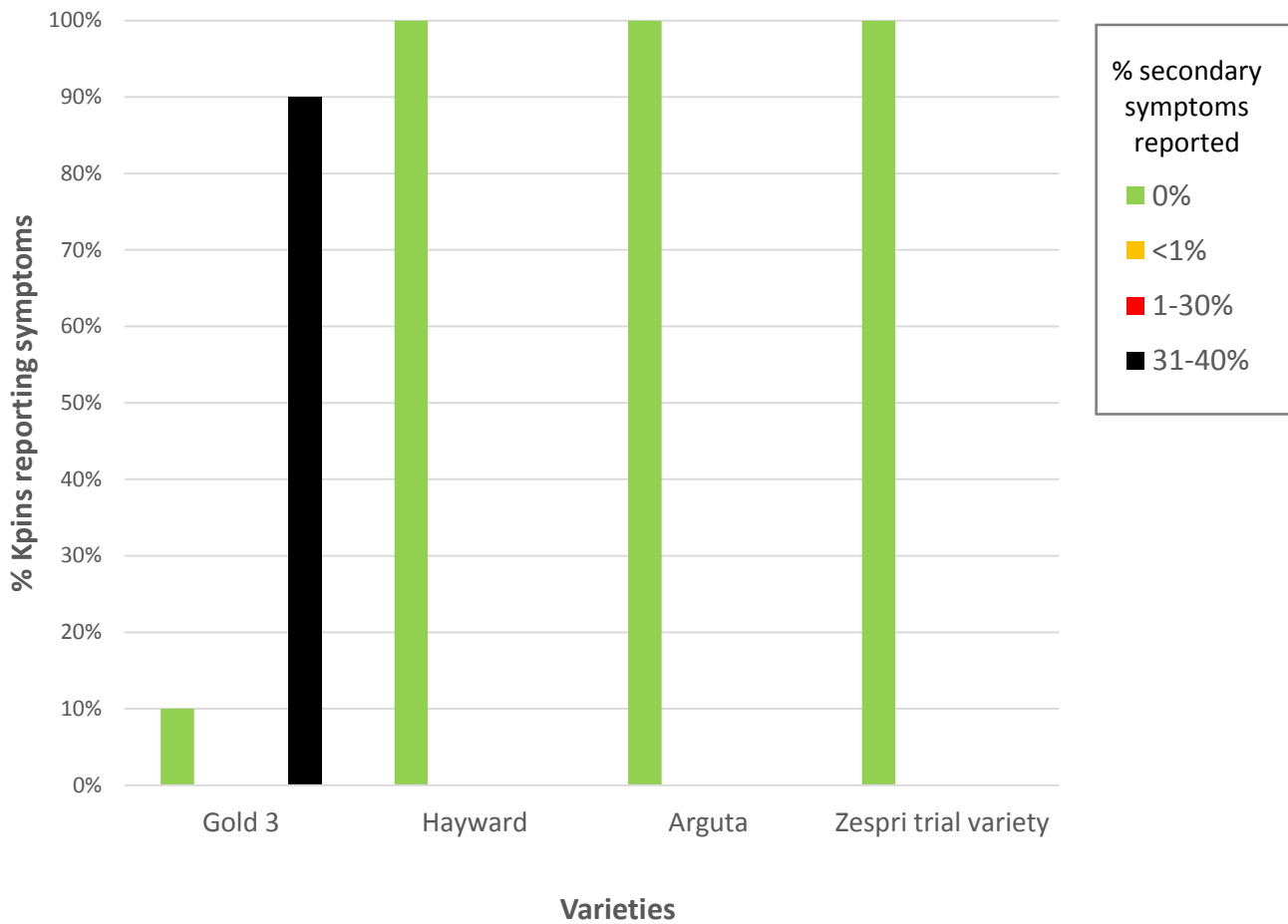
At 31.10.15 Kerikeri had 68 positive Kpins. As of 7th December this figure has increased to 74.

The highest level of symptoms reported (when monitored by KVH) was on a Zespri trial variety block where exudate and cane dieback was widespread. In late November fruit were beginning to shrivel on this block and the adjacent blocks of G3 on the same orchard were also showing Psa symptoms.

Verbal reports have been received from this region that a number of positive orchards have been cutting out infection regularly. This was not reflected in the monitoring results.

Male symptoms were reported as being almost non-existent, and only the trial variety block had significant levels of leaf spotting.

Analysis of reported orchards - NW Auckland region

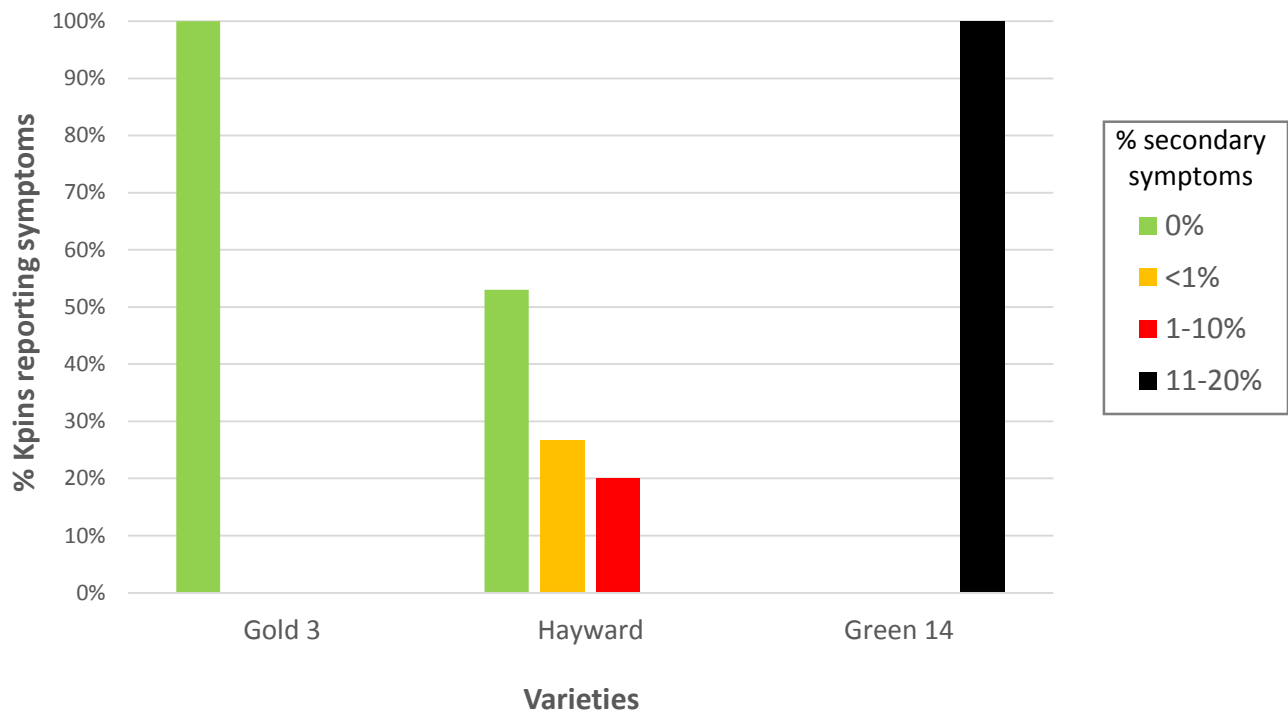


NW Auckland had the lowest rate of reporting. There are 23 orchards in this region and mandatory monitoring records were only received from 13 of these.

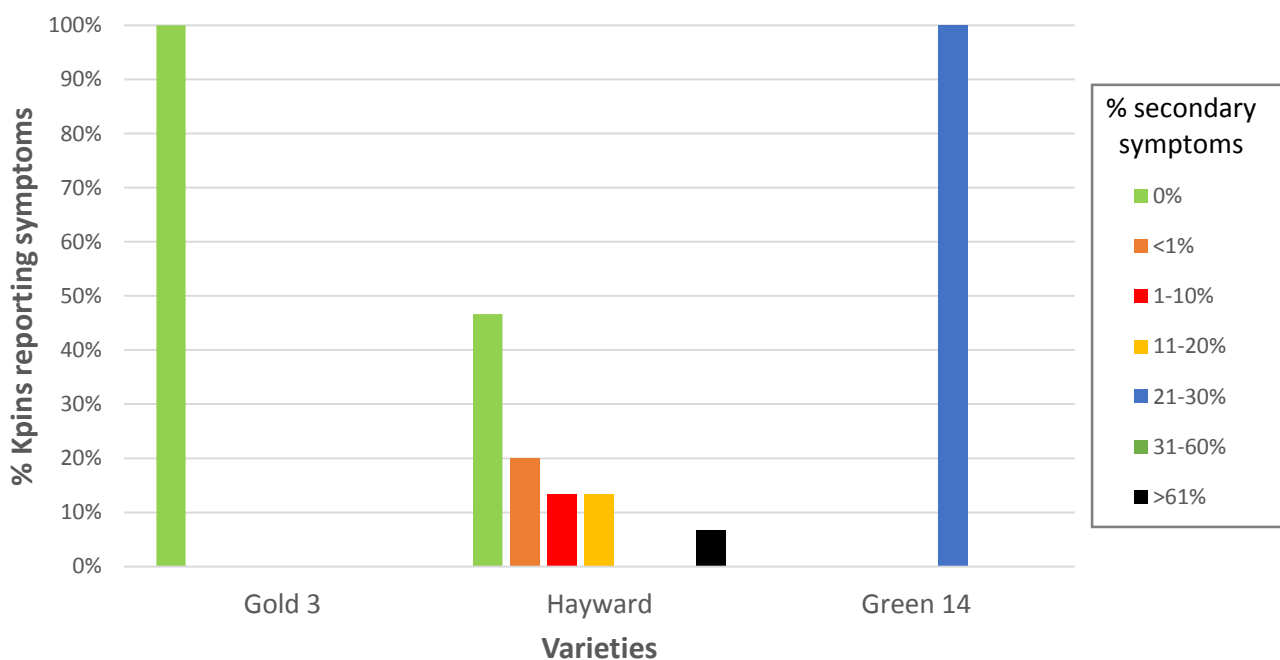
Symptoms were only reported on one G3 orchard in the region but when KVH monitored this region in early November symptoms were observed on the two positive G3 orchards in the region - both at between 31-40% of plants showing secondary symptoms. A further positive Hayward orchard also had symptoms of cane dieback and shoot collapse.

No leaf spotting was reported on any NW Auckland orchards.

Wanganui region - female vines



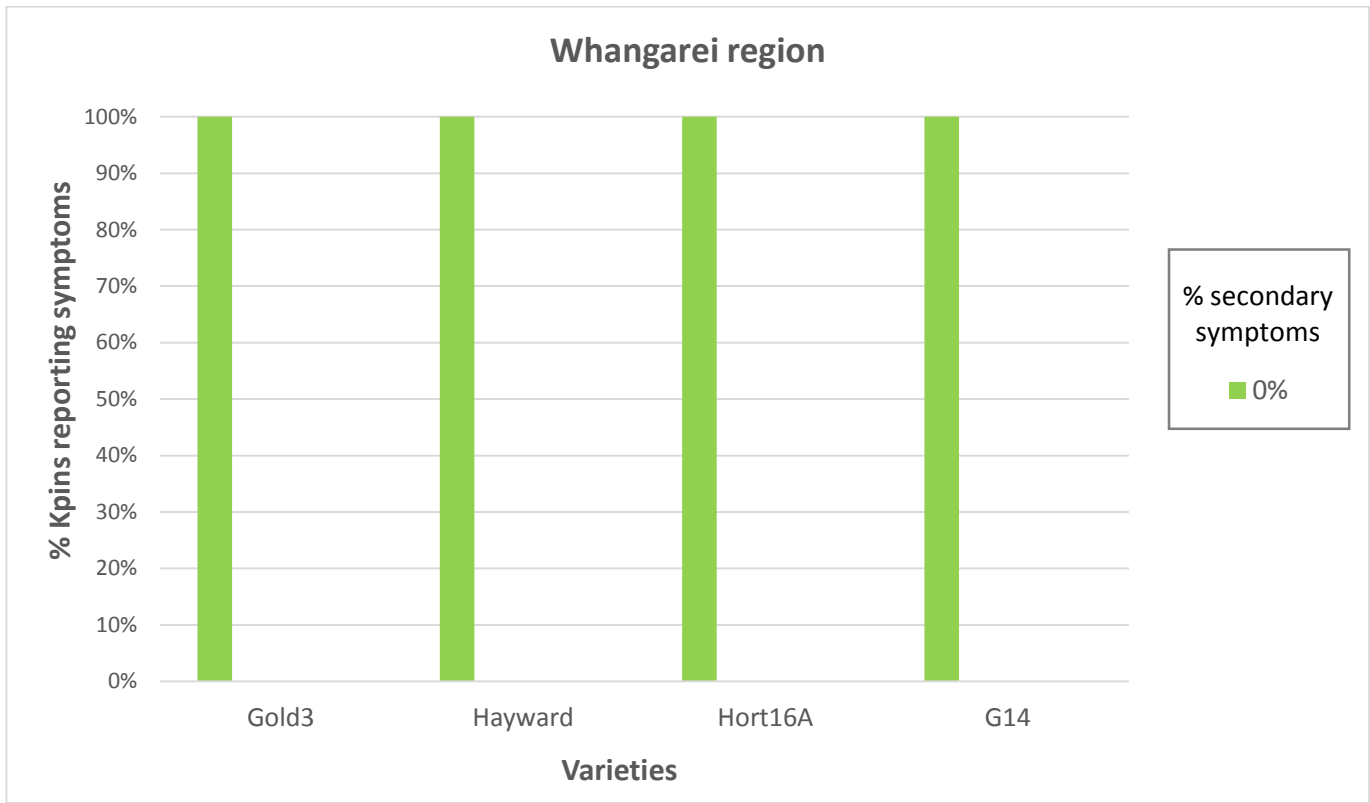
Wanganui region - male vines



As of 31.10.15 Wanganui had 11 out of its 17 orchards Psa-V positive and 15 of them returned mandatory monitoring results by the due date.

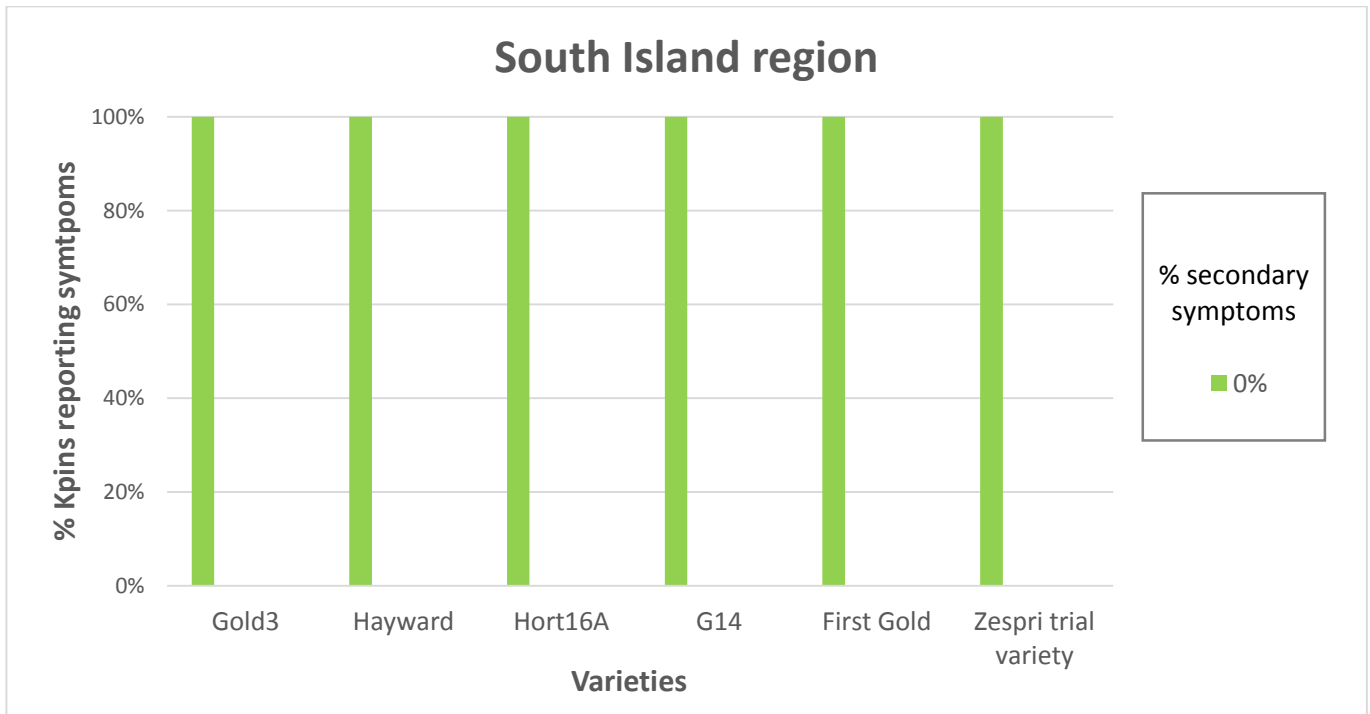
Unlike the other regions there were more reports of male infection and a graph has been included to report on the levels observed in these vines.

The G14 results are skewed as only one of the two orchards in the region with this variety submitted results.



There is only one positive orchard in Whangarei and all the 16A and one symptomatic G3 plant were removed when the test result was confirmed.

No symptoms were reported on any orchards in this region.



There are no positive orchards in the South Island and no symptoms were reported for the monitoring round. An independent round of all 16A orchards was completed by Agfirst in mid-November and no Psa symptoms were observed. Leaf spotting (LV) was fairly wide spread and more prevalent than last year at the same time.