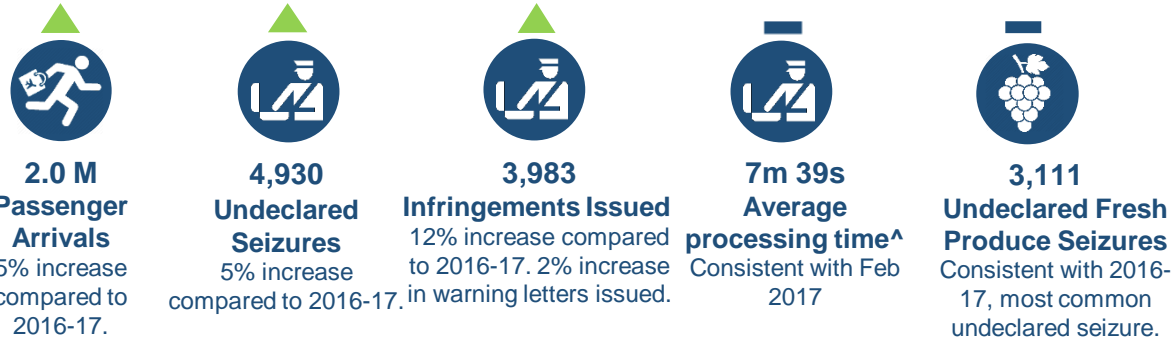


Border Clearance Services Summer Report

December 2017 – February 2018

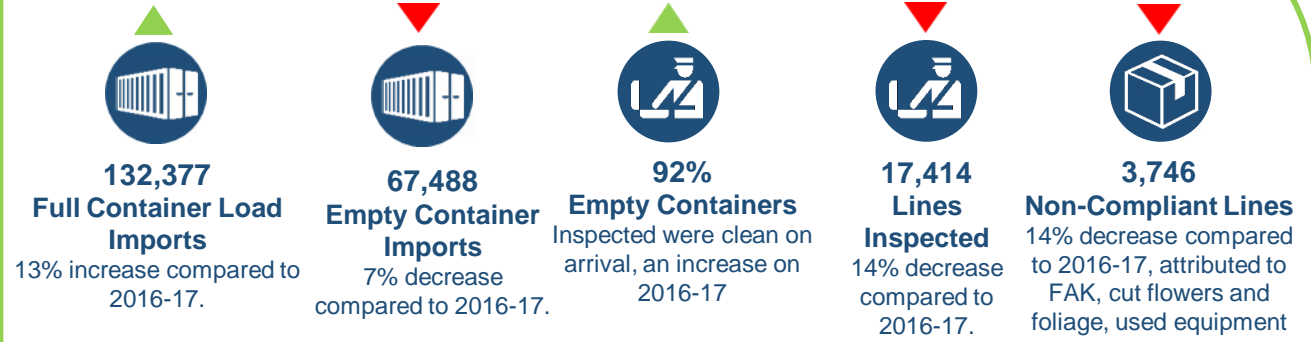


PASSENGERS

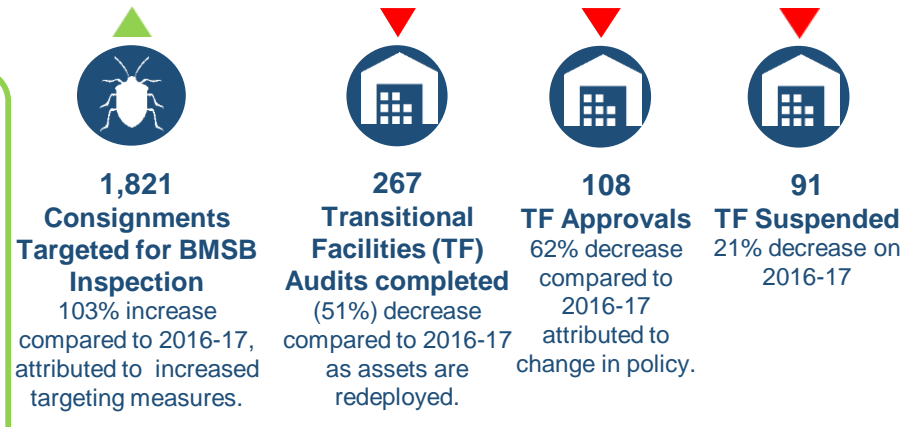
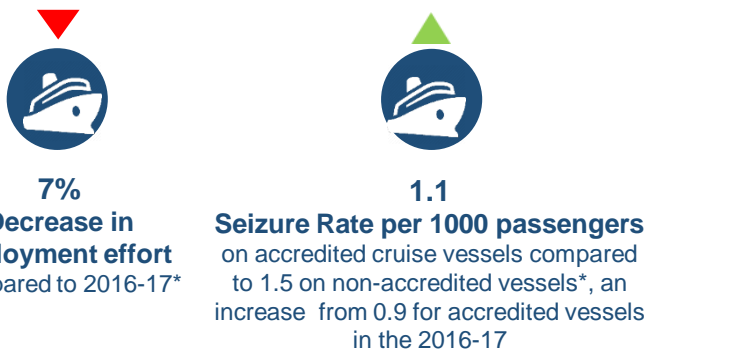


- Significant passenger growth at Queenstown (11%) and Auckland (9%) airports, attributed to new flights and increased capacity/frequency on existing routes.
- Significant passenger growth by passport holder type; Philippines (15,392 passengers, 17%), China (185,517, 15%), India (45,875, 14%), Canada (32,715, 13%), Hong Kong - SAR (14,360, 12%), attributed to new flights, increased capacity/frequency and tourism strategies.
- Top five high risk passport holder types: India, Germany, France, China and USA (replaces Republic of Korea)
- Top five undeclared seizure types remain unchanged from the previous reporting period.

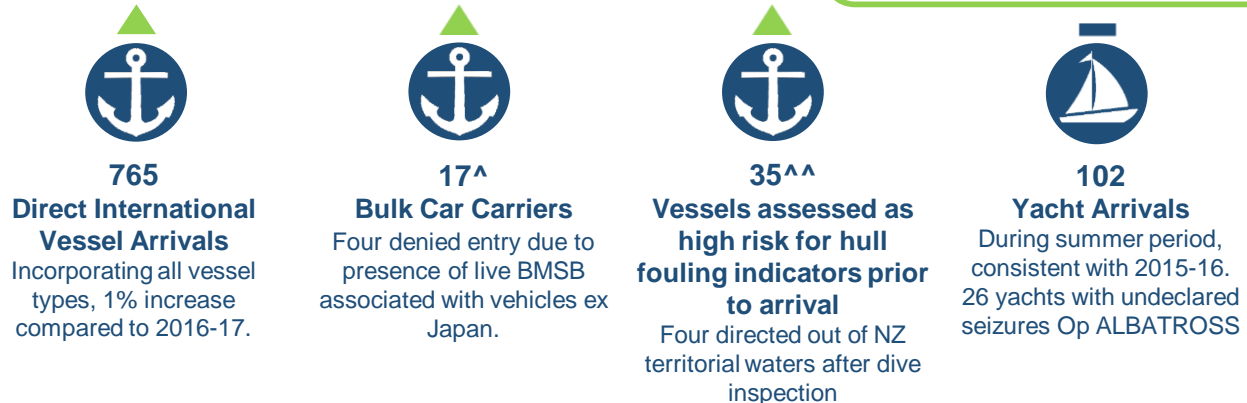
CARGO



- Imports of lines of interest to MPI decreased by 1%. Significant increase in imports of stored products for food (6,545 lines, 16%), timber/wood products (4,842, 9%), biologicals (3,760, 4%), fresh produce (2,315, 2%), new equipment (2,520, 39%), dairy products (1,356, 13%), plant products non food (1,456, 35%)
- 1,429 full container load's contaminated, 21% increase compared to 2016-17. Inspection effort for empty containers has increased by 3% targeting non compliant importers compared to 2016-17.

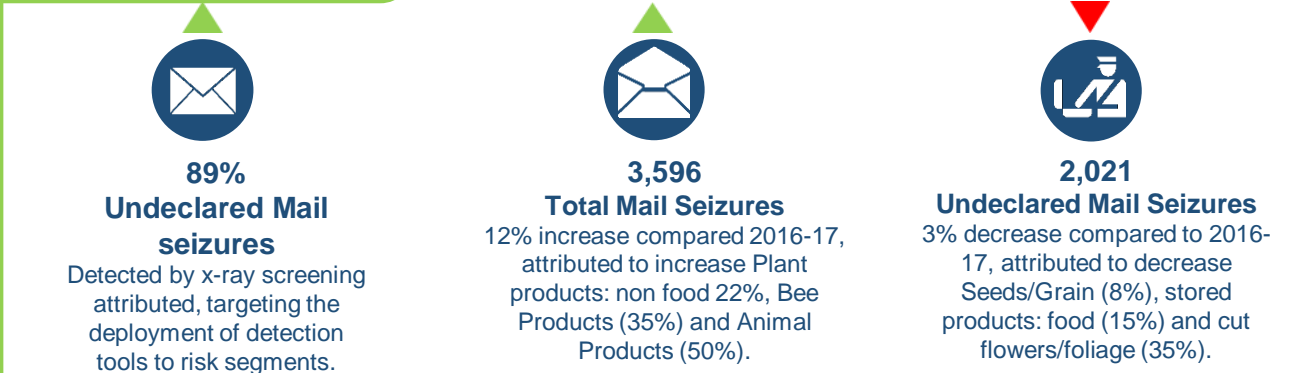


VESSELS



- Significant increase in Container (6%), Cruise (8%), Roll On / Roll Off (10%) and Tanker (10%) arrivals, decrease in Fishing Vessel (28%), General Cargo (38%) arrivals.
- Decrease in Very High (3%), High Risk (8%) and Low (2%) risk rating international vessel arrivals and increase Medium (9%)

MAIL



- E-commerce mail volumes from Australia(AU) to New Zealand(NZ) increased by 74% between 2015-16 and 2016-17. Projections show mail volumes will continue to increase over the next five years.
- September 2017, Trans-Tasman Border Agencies & Postal Services undertook Green Lane trial for low risk international mail between AU and NZ, using pre-arrival data to identify risk goods.

* Cruise passenger measures are not limited to the summer period; ** three events to be confirmed by diagnostics lab., ^ February 2018 only; ^^YTD January 2018
The term 'significant' indicates a proportional measure for overall volume increase/decrease. Data for 2016-17 may differ from previous reporting as records are finalised in databases.